

Hunan Sunward Intelligent Machinery Co., Ltd.

002097



.....	3
.....	4
.....	6
.....	8
.....	10
.....	12
.....	25
.....	35
.....	118



1

2

3



4            2010

5

HUNAN SUNWARD INTELLIGENT MACHINERY CO.,LTD

SUNWARD

	&	&
	\$+' % , ' ) +&*-	\$+' % , ' ) +&*-
	\$+' % , ' ) +&*\$	\$+' % , ' ) +&*\$
	db@sunward.com.cn	db@sunward.com.cn

2

410100

<http://www.sunward.com.cn/>

[db@sunward.com.cn](mailto:db@sunward.com.cn)

<http://www.cninfo.com.cn>

430000000013283

71216427-3

430121712164273

2072

7-8

	3,787,469,217.75	2,707,832,472.36	39.87%

	-390,757.42
	1,722,994.64

-

2009	%		
	9.79	0.4892	0.4892
	9.67	0.4829	0.4829

24,730

%\$

%\$

		41,251			
%\$					
		&"")%%	+&ž+\$)ž, (\$	+&ž+\$)ž, (\$	*ž) \$\$\$\$\$\$
		%&" &(%	' ' ž), \$ž%(		
		&" \$&%	)ž)' *ž\$\$\$\$		&ž \$\$\$\$
	fl@C Ł	%, *%	)ž\$- -ž, ((		
		%* \$%	(ž', (ž(-'		
		%) - %	(ž' * +ž&\$\$%		(ž' * &ž' * \$
		%\$) %	&ž, , , ž, \$\$		
		\$", (%	&ž&- , ž+&\$		&ž&- &ž(\$&
		\$", \$%	&ž&\$\$Z\$\$\$\$		
		\$" + ' %	&ž\$\$\$*ž\$%\$		
%\$					
			33,580,145		
			5,536,000		
	fl@C Ł		5,099,844		
			4,384,493		
			4,367,201		

	2,888,800	
	2,298,720	
	2,200,000	
	&Z \$\$* Z \$%\$	
	1,946,769	



1 2010 4 7

2 2010 5 21 2009

3 2010 5 21

4 2010 6 22

..... % .....

'\*

&

			%	%	%	%
	144,638.71	107,146.46	25.92%	111.01%	109.75%	0.45%
	67,731.95	49,867.72	26.37%	134.58%	144.82%	-3.08%
	65,331.78	49,026.96	24.96%	103.28%	94.97%	3.20%
	4,569.84	2,860.91	37.40%	174.03%	170.94%	0.71%
	4,323.16	4,098.02	5.21%	-7.67%	10.47%	-15.57%
	2,681.98	1,292.84	51.80%	126.35%	60.90%	19.61%

0

	132,793.77	108.40%
	11,844.95	145.43%

(

)

	&\$%\$ % *	&\$-\$ % *	
	145,391.95	68,653.10	111.78
	107,754.30	51,180.30	110.54

	487.39	323.38	50.72
	7,916.47	5,010.36	58.00
	8,650.31	4,367.41	98.06
	2,043.19	1,554.09	31.47
	2,863.87	1,584.09	80.79
	15,706.08	4,633.50	238.97
	15,932.94	5,472.16	191.16
	2,601.57	717.97	262.35
	13,331.37	4,754.19	180.41
	13,419.59	4,765.67	181.59

$\% \check{z} + \$ " \$ , \quad \% \check{z} - ' \& " - ( \quad \% \check{z} ' ' \% " + \quad \% \check{z} (\% " ) -$

$\& ' , " - + \% \quad \% \% \% \% \% \quad \% \$ " (\% \% \% \% ) - \%$

1 37,637.65  
 115.41%

2 487.39  
 50.72%

3 7,916.47 58%  
8,650.31 98.06%  
2,043.19

31.47%

4 2,863.87  
 80.79%

5

2,601.57

262.35%

\*

	2010 1-6	2009 1-6	
	5,679.06	3,304.83	+%, (
	111,841.61	49,193.84	%&+" ' )
	106,162.55	45,889.01	% %' ' )
	-6,274.33	-10,261.73	' , " , *
	5.11	463.91	! - , " - \$
	6,279.44	10,725.64	! (% ( )
	34,195.31	7,286.76	' * - " &
	73,893.99	27,680.00	%*"" - *
	39,698.68	20,393.24	- (" * +
	-168.70	-2.93	!)ž*)%'+
	33,431.34	326.93	%\$ž%&)" - )
	185,740.72	77,337.75	%(\$"%+
	152,140.68	77,007.89	- "+" ) +

+%, ( %

&\$%\$ % \*

' , " , \*%

&\$%\$ % \*

' \* - " & %

&\$%\$ % \*

%

%%\$

&\$%\$ \* ' \$ % ž&&+ž%ž \$" %  
 %\$ž, )%ž\* &- "% &ž' +)ž) &\$" -- &\$%\$ % \*  
 &- ž, \$\*ž%ž)"\*( ((-ž' &% " \* +

&

&ž-' (")\*&

&\$%\$ \* ' \$ \*' ž' &(ž(' , ") -ž(%ž(&\$" , %  
 )' ž-\$-ž\$%ž" \*- &\$%\$ % \* &)ž\$)+ž) , , " (\$  
 &\$&ž\*' \$" +)

,

%%ž\$\$\$\$

&\$%\$ \* ' \$ %ž\*ž\$\$(\$ž, , %' %  
 ' \*ž, )&ž-, &" &' +-ž%ž%ž, -, "-( &\$-\$ % \*  
 !' ž(\*(\$ž, )%' %

(

( - " \$%&)

&\$%\$ \* ' \$

\*ž\$) (ž\$- \*"- &

\*ž% +ž+(-"\*)





				3,993.18				(2008)
	ZA1-001					2008	1	21
				3,993.18				
		2008	1	21				4,800
					2008	4	20	, 2008 4 18
								4,800
		2008	5	27	2007			
				10,000				2008 11
		27	2008	11	26	10,000		
			2008	12	4			
						4,800		2009 6
		4	2009	6	3	4,800		
			2009	6	15			
						4,800		2009 12
		15	2009	12				







		4	4			
		4	3	1		
		4	4			
		2	2			

&\$%\$ % -


2010 1-9	120%	
	120%-150%	
2009 1-9		66,949,741.12

&\$%\$

&\$%\$

%

&



2010.1.1 100 0 -73.90

	866	866		
	406.33	406.33		
	1,272.33	1,272.33		

0

0

H] W]bc

@aadcrh @hX 98B =ha`y Gda fl <DA 9i rcdY Gdał

&\$%\$ ( &'

[\hhd. ##www\ Vb\] bZc" Vta" Vb](#)

&\$ \$' )\*

&\$ \$) %&\$

&\$%\$

\* ' \$

%

& &\$%\$ \* ' \$

% &\$\$\* - &)

' \* \$

&\$\$

%

&"))%

& &\$\$- + &

, ž\$\$\$\$

&\$\$-

+ & &\$%\$ + &

%

%% (")%)%

' &\$\$- + &-

)ž\$\$\$\$

&\$\$- + &- &\$%\$ + &-

%\$%

( &\$\$, , \*

)ž\$\$\$\$

&\$\$, , ) &\$%\$ , )

%\$%

) &\$\$- - &'

)ž\$\$\$\$

&\$\$- - &' &\$%\$

- &&

%\$%



% &\$%\$ ' &( )ž\$\$\$\$ &\$%\$ ' &( &\$%\$ ' & &\$%\$ %\$%  
 ' & %\$%  
 % &\$%\$ ' ' \$ )ž\$\$\$\$  
 &\$%\$ ' ' \$ &\$%& ' &  
 )%  
 % &\$%\$ ' ' % )ž\$\$\$\$ &\$%\$ '  
 ' % &\$%\$ ' ' \$  
 %\$%  
 %\* &\$%\$ ) %& %\$ž\$\$\$\$ &\$%\$ ) %& &\$%\$  
 ) %\$ ( " ++-%  
 %& &\$%\$ ) &+ +ž\$\$\$\$ ' \$\$\$  
 &\$%\$ ) &+ &\$%\$ ' &( ( \$\$\$ &\$%\$ ) &+  
 &\$%\$ ) &( %\$%  
 % &\$%\$ \* & &ž\$\$\$\$ &\$%\$ \* & &\$%\$ , ' %  
 ( " , \*%  
 % &\$%\$ \* &%

, ž\$\$\$\$ &\$\$ \* &% &\$\$%

\* &% (" +- %

&\$ &\$\$ \* &) ' ž\$\$\$\$

&\$\$ \* &) &\$\$ %& &(

(" , \*%

&% &\$\$ \* &-

) ž\$\$\$\$ &\$\$ \* &- &\$\$% \*

&\$ ) ^

20%

2010 6 30

382.3

)%

2009 12 16

2010 12 22

%

&

,

2010 5 21

2009

2009

2009

%\$

&

%

,

&\$%\$

+

%&

( &\$%\$

&\$%\$

%

%%

, -



		&\$%\$ (
		&\$%\$ (
		&\$%\$ (

		\$\$\$-
		\$\$\$-
		\$\$\$-
		\$\$%
)	\$\$\$! \$! &	
*	\$\$\$! \$! &	\$\$\$-
+	\$\$\$! \$! &	
		\$\$\$-
,	\$\$\$! \$) ! &&	
		\$\$\$-
-	\$\$\$! \$*! %	
%\$	\$\$\$! \$*! &&	
%%	\$\$\$! \$*! &)	

		2010 6 30	2009 12 31
	1	947,927,018.91	482,967,532.49
	2	31,477,155.00	15,529,137.98
	3	855,754,169.55	487,716,708.79
	4	210,709,358.29	134,976,049.20
	5	101,521,986.51	97,789,169.93
	6	1,004,636,261.86	908,895,062.00
	7		447,380.18
		<b>3,152,025,950.12</b>	<b>2,128,321,040.57</b>

	12	2,532,675.23	2,532,675.23
	13	11,232,051.25	10,728,201.08
		<b>635,443,267.63</b>	<b>579,511,431.79</b>
		<b>3,787,469,217.75</b>	<b>2,707,832,472.36</b>

2010 6 30

		2010 6 30	2009 12 31
	%	994,005,441.91	545,660,846.29
	%*	436,919,500.00	195,659,753.33
	%†	510,770,044.62	323,230,922.62
	%	70,050,136.72	58,871,914.86
	%	3,066,245.79	2,725,277.26
	&\$	39,461,215.87	19,253,883.49
	&%	2,072,816.11	1,093,622.50
	&&	27,430,000.00	-
	&	140,731,034.31	97,447,538.63
	24	50,000,000.00	95,000,000.00
	&)	35,028,701.02	22,388,220.74

**2,309,535,136.35**

**1,361,331,979.74**

**19.86**

		<b>53,600,000.00</b>	<b>28,106,250.00</b>
		<b>2,363,135,136.35</b>	<b>1,389,438,229.72</b>
	&	274,300,000.00	274,300,000.00
	&-	655,759,231.50	655,759,231.50
	' \$	55,643,548.30	55,643,548.30
	' %	424,291,075.17	317,525,142.21
		53,224.41	-2,874.14
		<b>1,410,047,079.38</b>	<b>1,303,225,047.87</b>
		14,287,002.02	15,169,194.77
		<b>1,424,334,081.40</b>	<b>1,318,394,242.64</b>
		<b>3,787,469,217.75</b>	<b>2,707,832,472.36</b>

2010 1-6

		2010 1-6	2009 1-6
	' &	1,453,919,457.42	686,530,956.03
	' &	1,077,543,026.10	511,802,983.26
	' '	4,873,904.10	3,233,810.49
		79,164,745.13	50,103,550.07
		86,503,079.45	43,674,113.76
	' (	20,431,926.14	15,540,945.10
	' )	28,638,691.06	15,840,866.47
-	' *	296,714.82	318.90
			318.90
-		<b>157,060,800.26</b>	<b>46,335,005.78</b>
	' +	9,913,773.99	8,461,930.54

	' ,	7,645,140.02	75,363.70
-		<b>159,329,434.23</b>	<b>54,721,572.62</b>
	' -	26,015,694.02	7,179,719.72
-		<b>133,313,740.21</b>	<b>47,541,852.90</b>
		<b>134,195,932.96</b>	<b>47,656,687.62</b>
		-882,192.75	-114,834.72
	40		
		0.4892	0.1737
		0.4892	0.1737


			4,608,351.14
		<b>51,100.00</b>	<b>4,639,051.14</b>

|

|


|

|



2010 1-6

	274,300,000.00	655,759,231.50		55,643,548.30	317,525,142.21	-2,874.14	15,169,194.77	1,318,394,242.64
	274,300,000.00	655,759,231.50		55,643,548.30	317,525,142.21	-2,874.14	15,169,194.77	1,318,394,242.64
-	-	-		-	106,765,932.96	56,098.55	-882,192.75	105,939,838.76
					134,195,932.96		-882,192.75	133,313,740.21
						56,098.55	-	56,098.55
1.								-
2.								-
3.								-
4.						56,098.55	-	56,098.55
	-	-		-	134,195,932.96	56,098.55	-882,192.75	133,369,838.76



- - - - -



2009 1-6

	274,300,000.00	655,759,231.50		44,731,793.57	222,832,345.12		9,477,710.81	1,207,101,081.00
	274,300,000.00	655,759,231.50		44,731,793.57	222,832,345.12		9,477,710.81	1,207,101,081.00
-	-	-		-	47,656,687.62		6,185,165.29	53,841,852.91
					47,656,687.62		-114,834.72	47,541,852.90
							0.01	0.01
1.								
2.								
3.								
4.							0.01	0.01
	-	-		-	47,656,687.62		-114,834.71	47,541,852.91

	-	-		-	-		6,300,000.00	6,300,000.00
1.							6,300,000.00	6,300,000.00
2.								
3.								
1.					-			
2.								
3.								
4.								
		-				-		
1.								
2.								
3.								
4.								
	<b>274,300,000.00</b>	<b>655,759,231.50</b>		<b>44,731,793.57</b>	<b>270,489,032.74</b>		<b>15,662,876.10</b>	<b>1,260,942,933.91</b>

		2010 6 30	
		2010 6 30	2009 12 31
		738,523,910.88	455,502,248.22
		31,477,155.00	15,529,137.98
	%	854,952,945.01	484,650,330.85
		190,415,063.17	122,600,561.17
	&	110,296,617.15	99,911,742.65
		978,530,529.52	891,728,624.97
		<b>2,904,196,220.73</b>	<b>2,069,922,645.84</b>
	'	338,488,206.57	139,088,706.57
		384,269,623.27	298,247,816.46
		24,188,343.89	65,067,815.63
		76,097,233.57	76,876,983.72



		<b>53,600,000.00</b>	<b>28,106,250.00</b>
		<b>2,319,410,151.80</b>	<b>1,348,179,021.74</b>
		274,300,000.00	274,300,000.00
		655,759,231.50	655,759,231.50
		55,643,548.30	55,643,548.30

		25,650,342.35	7,145,778.39
-		<b>134,779,843.07</b>	<b>52,046,536.61</b>
		0.4914	0.1897
		0.4914	0.1897

2010 1-6

		2010 1-6	2009 1-6
		1,081,830,462.36	477,025,857.80
		4,827,874.07	4,716,410.72
		18,300,233.42	3,428,490.43
		<b>1,104,958,569.85</b>	<b>485,170,758.95</b>
		835,699,676.97	351,057,484.95
		81,960,222.16	48,543,278.55
		60,141,079.53	26,649,794.74
		62,437,680.89	24,821,141.60
		<b>1,040,238,659.55</b>	<b>451,071,699.84</b>
		<b>64,719,910.30</b>	<b>34,099,059.11</b>
		56,100.00	30,700.00
		<b>56,100.00</b>	<b>30,700.00</b>
		47,232,587.40	27,548,288.56



2010 1-6

	274,300,000.00	655,759,231.50		55,643,548.30	326,076,162.41		1,311,778,942.21

	-	-					-
1.							-
2.							
3.							-
	-	-	-	-	-27,430,000.00	-	-27,430,000.00

1.



1.								-
2.								
3.								-
						-		-
1.								
2.								
3.								-
4.								

-

( )

[2001]01

2000	12	31		2,400	1	1		
430000000013283				2,400	2002	11		
	10	3		3120	;	2004	2	
	10	3				1,244		
		5,300	;	2004	9	2004	7	20
	10	2.5		6,625	;	2006	6	6
30				10	5	9,937.5	2006	3
12			3,320					
13,257.50	2007			13,257.50			10,606.00	
		2,651.50		2007	12	31	26,515	
2008	1	15	915			27,430		
			2					

( )

2010 8 18

2010 ( “ ” )  
(2006)

2010  
15 — 2010  
9 — 2010

1 1 12 31

2



( )

1

2

1

7

8

9

23

—

10

1

2

3

4

11

1

2

1

100

100

2

5

100%

100%

3

		(%)	(%)
1	1	5%	5%
1	2	10%	10%
2	3	15%	15%
3	4	35%	35%
4	5	50%	50%
5		100%	100%

1

2

3

4

5

1.

2

C, Xī C 4 6 1 ā q R 4 z n p 2 6 6

5.

1

2

20%

50%

6.

1

2

1

1

2

2

3

		%	%
	30	3%-5%	3.17%-3.23%
	10	3%-5%	9.70%-9.50%
	5-6	3%-5%	15.83%-19.40%
	4-5	3%-5%	19.00%-24.25%

4

5

1

2

3

4

5

6



1

2

1

2

3

4

1

2

3

4

5



1

2

3

1

2

22 —

3

4

1

a

b

c

2

a

b

c

d

e

f

3

a

b

c

1

1

2

3

4

5

2

3

1

2

		17%

		5%
		4.5%
		15% 25%

15%

25%

2008

[2008] 985

15%

1

(%)

(%)

	% ž()ž) * - " * ,	%ž\$' -ž()""'	
	, ' %ž( ' &"' (		

			56,244.88	--	--	15,582.68
	--	--	56,244.88	--	--	15,582.68
	--	--	722,371,729.63	--	--	343,016,192.55
	--	--	705,635,973.71	--	--	326,186,438.57
	2,241,217.35	6.7670	15,166,317.86	774,114.44	6.813	

	2010-3-2 2010-6-11	2010-9-2 2010-12-11	9,150,000.00	15
	2010-1-29 2010-5-21	2010-7-29 2010-11-21	8,740,000.00	15
	2010-4-13 2010-5-26	2010-7-13 2010-8-26	8,488,621.00	5
	2010-4-13 2010-6-17	2010-7-13 2010-9-17	799,9996.00	7
	2010-1-14 2010-6-7	2010-7-14 2010-9-7	7,300,000.00	14
	2010-4-22 2010-6-10	2010-10-22 2010-12-10	5,600,000.00	8
	2010-3-15 2010-6-2	2010-9-15 2010-12-2	5,135,500.00	7
	2010-3-25 2010-6-3	2010-9-25 2010-12-2	5,000,000.00	4
			46,637,408.57	183
			111,676,623.97	267

c)

1

	2010-6-30				2009-12-31			
		(%)		(%)		(%)		(%)
	826,785,767.18	90.18	49,739,796.82		440,020,472.06	84.46	24,421,416.12	
	2,166,579.15	0.24	2,166,579.15		2,158,870.99	0.41	2,158,870.99	
	87,892,600.23	9.59	9,184,401.04		78,809,644.20	15.13	6,691,991.35	
	916,844,946.56	100	61,090,777.01	--	520,988,987.25	100	33,272,278.46	--

2

	80,052,141.48	4,581,018.55	5%-10%	
	78,171,291.00	3,908,564.55	5%	
	40,217,367.19	2,010,868.36	5%	
	39,454,031.20	1,972,701.56	5%	
	28,604,890.10	2,444,272.21	5%-10%	
	266,499,720.97	14,917,425.23		

	2010-6-30			2009-12-31		
		(%)			(%)	
5	2,166,579.15	0.24	2,166,579.15	2,158,870.99	0.41	2,158,870.99
	2,166,579.15	0.24	2,166,579.15	2,158,870.99	--	2,158,870.99

3

	2010-6-30			2009-12-31		
		(%)			(%)	
1	786,085,415.33	85.74	39,304,270.78	474,735,184.78	91.12	23,473,116.59
1 2	101,719,040.65	11.09	10,171,904.07	22,238,202.15	4.27	2,223,820.22
2 3	9,462,183.43	1.03	1,704,680.34	14,636,253.18	2.81	2,195,437.98
3 4	11,847,142.22	1.29	4,146,499.78	2,594,702.65	0.50	908,145.93
4 5	3,935,485.78	0.43	1,967,742.89	4,625,773.50	0.89	2,312,886.75
5	3,795,679.15	0.42	3,795,679.15	2,158,870.99	0.41	2,158,870.99
	916,844,946.56	100.00	61,090,777.01	520,988,987.25	100.00	33,272,278.46

4

5

6

7

5% ( 5%)

8

				(%)
		80,052,141.48	0-2	8.73%
		78,171,291.00	1	8.53%
		40,217,367.19	1	4.39%
		39,454,031.20	1	4.30%

		(%)			
	72,613,633.52	34.46%		1	

22,325,299.55 10.60%

1

2REQDZ@1050114@2ReqD

50,124,199.03 42.39 5,113,661.072010



g)

	2010-6-30	2009-12-31
		42,710.48
		229,325.25
		169,084.82
		6,259.63
	0.00	447,380.18

h)

1

			2009-12-31		2010-6-30
		4,001,106.07	4,001,106.07		4,001,106.07
		200,000.00	200,000.00		200,000.00
		975,000.00	0.00	975,000.00	975,000.00
			4,201,106.07	975,000.00	5,176,106.07

	(%)	(%)			
	7.8%	7.8%			
	1%	1%			
	19.50%	19.50%			
	--	--			

500

97.5

19.50%

2

i)

1

	2009-12-31			2010-6-30
	388,244,590.74	103,566,991.07	1,229,633.24	490,581,948.57
	158,374,226.56	87,589,259.91	0.00	245,963,486.47
	202,452,008.65	7,020,280.33	731,171.79	208,741,117.19
	12,079,608.60	7,233,244.32	365,142.40	18,947,710.52
	15,338,746.93	1,724,206.51	133,319.05	16,929,634.39
	77,531,655.51	16,648,527.03	469,432.49	93,710,750.05
	15,346,527.04	3,229,973.78	0.00	18,576,500.82
	50,653,888.80	10,835,948.13	66,242.74	61,423,594.19
	5,375,006.29	1,408,946.15	285,299.14	6,498,653.30
	6,156,233.38	1,173,658.97	117,890.61	7,212,001.74
	310,712,935.23	90,851,941.26	4,693,677.97	396,871,198.52
	143,027,699.52	84,444,834.67	85,548.54	227,386,985.65
	151,798,119.85	0.00	4,480,596.85	147,317,523.00
	6,704,602.31	5,824,298.17	79,843.26	12,449,057.22
	9,182,513.55	582,808.42	47,689.32	9,717,632.65
				0
	310,712,935.23	90,851,941.26	4,693,677.97	396,871,198.52
	143,027,699.52	84,444,834.67	85,548.54	227,386,985.65
	151,798,119.85	0.00	4,480,596.85	147,317,523.00
	6,704,602.31	5,824,298.17	79,843.26	12,449,057.22

	9,182,513.55	582,808.42	47,689.32	9,717,632.65
--	--------------	------------	-----------	--------------

16,636,111.44

61,769,196.47

2

3

	& ž(+ (ž\$, %, &	\$	) +&ž&\$% (\$	&+ž- \$%ž, , \$" (&
	& ž(+ (ž\$, %, &	\$	) +&ž&\$% (\$	&+ž- \$%ž, , \$" (&

j)

	2010-06-30			2009-12-31		
	0.00		0.00	124,500.00		124,500.00
	1,838,238.00		1,838,238.00	1,838,238.00		1,838,238.00
	520,977.00		520,977.00	520,977.00		520,977.00
	2,553,638.55		2,553,638.55	13,572,413.95		13,572,413.95
	15,971,228.99		15,971,228.99	11,129,387.03		11,129,387.03
	2,393,174.85		2,393,174.85	38,827,303.78		38,827,303.78
	83,286.50		83,286.50	83,286.50		83,286.50
	52,139,461.42		52,139,461.42	40,516,478.18		40,516,478.18
	6,058,131.00		6,058,131.00	2,763,128.50		2,763,128.50
	290,000.00		290,000.00			
	537,800.00		537,800.00	1,070,000.00		1,070,000.00
	82,385,936.31		82,385,936.31	110,445,712.94		110,445,712.94

1

		2008-12-31				2009-12-31
	6000	13,572,413.95	0.00	1,123,180.00	9,895,595.40	2,553,638.55
	8800	38,827,303.78	19,765,618.54	56,199,747.47	0.00	2,393,174.85
	9700	40,516,478.18	11,622,983.24			

---

	12,627,827.74	2,553,807.00		15,181,634.74
--	---------------	--------------	--	---------------

	% ž-% ž---"-&		&' )ž\$\$\$" \$&	% ž*, (ž---"- \$
--	---------------	--	------------------	------------------

l)

	2009-12-31			2010-6-30	
	2,532,675.23			2,532,675.23	
	2,532,675.23			2,532,675.23	

m)

1

	2010-6-30	2009-12-31
	10,921,128.83	6,888,220.20
		3,675,937.50
	310,922.42	164,043.38
	11,232,051.25	10,728,201.08

2

	2010-6-30	2009-12-31	
2013	5,662,490.51	5,662,490.51	
2014	4,660,389.85	4,660,389.85	
2015	3,715,185.53		

	14,038,065.89	10,322,880.36	
--	---------------	---------------	--

3

	72,660,383.30
	2,072,816.11
	-

	100,000,000.00	100,000,000.00
	894,005,441.91	445,660,846.29
	994,005,441.91	545,660,846.29

2

3

1.3

1.3

4

	411,967,107.94	0.076439	31,490,353.76

p)

	2010-6-30	2009-12-31
	386,919,500.00	195,659,753.33
	50,000,000.00	
	436,919,500.00	195,659,753.33

% )% )%

& &\$%\$ \$\* ' \$

) - ž, &\$ž\$\$\$\$ \$\$\$\$ ' \$%

' &\$%\$ \$\* ' \$

%\$, ž% \$ž\$\$\$\$ ' \$%

( &\$%\$ \$\* ' \$

(ž, \$\$\$\$ \$\$\$\$ ' \$%

) &\$%\$ \$\* ' \$

%) ž- \$\$\$\$ ' \$%

\* &\$%\$ \$\* ' \$

&- ž%&\$ž\$\$\$\$ ' \$%

+ &\$%\$ \$\* ' \$

&+ž' ' ) ž\$\$\$\$ '\$\$ ' \$%  
 , &\$%\$ \$\* ' \$  
 %ž+) (ž) '\$\$ '\$\$ %\$\$\$\$  
 - &\$%\$ \$\* ' \$  
 ) \$ž\$\$\$\$ž\$\$\$\$  
 %\$ \*

q)

	&\$%\$! *!' \$	&\$-\$!%&' %
%	(* ž-', ž')' ''*(	' \$\$ž+' )ž\$-''-\$
% &	(&ž\$) *ž() '\$' ,	% ž, %+ž* &' &
&'	&ž% \$ž-) *'' , -	%ž%ž' -+'',
'	&ž*(ž& ' ''+%	%ž) *%ž, \$&' \$*
	)%ž++\$ž\$(( '*&	' & ž& \$ž- &&' * &

1

5%( 5%)

2

	+\$ž\$) \$ž% *"+&	), ž, +ž-%( ", *
--	-------------------	------------------

1

5%( 5%)

2

u)

	2010-6-30	2009-12-31
	145,288.61	192,915.10
	1,927,527.50	900,707.40
	2,072,816.11	1,093,622.50

v)

	2010-6-30	2009-12-31
2009	27,430,000.00	0.00
	27,430,000.00	0.00

w)

	2010-6-30	2009-12-31
%	27,430,000.00	0.00
% &	27,430,000.00	0.00
& '		
,		

1 5%( 5%)

2

3


4

Ticino Lamport Ltd Lamport  
 EDN Italy SpA HPM Europe SpA  
 500018-2008 2007 9 11 Lamport

218.8 51%

2007 51%

2007 12 Lamport

Lamport Lamport

Lamport

250 2010 4 7 Ticino

1 Lamport 2007 9 11

2008 3 25 Lamport 2 Lamport 250

2008 3 25 2008

3% 2009 3% 2010 1%, 3 4

Lamport 50%

154,500 5 Lamport 219,285 110,000

2010 1%

6 Lamport

-

x)

	&\$%#! *!' \$	&\$-\$! %&! ' %
	) \$\$\$\$\$\$\$\$" \$\$	-) \$\$\$\$\$\$\$\$" \$\$
	) \$\$\$\$\$\$\$\$" \$\$	-) \$\$\$\$\$\$\$\$" \$\$

1

2010-6-30

2009-12-31

				%				
	2008-8-5	2010-8-5		4.86%		50,000,000.00		50,000,000.00
	2008-5-28	2010-5-27		5.40%				40,000,000.00
	2008-1-16	2010-1-15		2.50%				5,000,000.00
	--			--	--	50,000,000.00	--	95,000,000.00

5,000

y)

2010-6-339GT5

92-315

				%	2010-06-30		2009-12-31	
	2006-9-25	2021-9-21		2.55%		3,600,000.00		3,600,000.00
	2010-3-20	2012-3-29		5.13%		50,000,000.00		0.00
	--	---		--	--	53,600,000.00	--	3,600,000.00

aa)

	2009-12-31			2010-6-30
	24,506,250.00	2,646,749.92	27,152,999.92	0.00
	24,506,250.00	2,646,749.92	27,152,999.92	0.00

22.

4

bb)

	2009-12-31	+					2010-6-30
	72,705,840						72,705,840



	1,453,919,457.42	686,530,956.03
	1,071,464,611.35	510,837,203.99
	6,078,414.75	965,779.27
	1,077,543,026.10	511,802,983.26

2

2010 1-6

---

1,446,387,132.73

1,071,464,611.35

685,467,372.79

510,837,203.99



	0	318.90	
		318.90	

kk)

	2010 1-6	2009 1-6
		23,568.46
		23,568.46
	8,331,219.73	8,242,900.00
	1,582,554.26	195,462.08
	9,913,773.99	8,461,930.54

	2010 1-6	2009 1-6	
	5,299,519.73	7,531,000.00	
	3,031,700.00	711,900.00	
	8,331,219.73	8,242,900.00	

ll)

	2010 1-6	2009 1-6
	23,462.75	3,683.73
	23,462.75	3,683.73
	205,000.00	60,690.00
	7,416,677.27	10,989.97
	7,645,140.02	75,363.70

mm)

	2010 1-6	2009 1-6
	26,343,989.91	10,497,631.95
	-328,295.89	-3,317,912.23
	26,015,694.02	7,179,719.72



	) *ž\$, " )	

	95,956,446.65	345,000.00
--	---------------	------------

qq)

1

2010 1-6 2009 1-6

	388,905,262.56	554,156,156.63

						10000	70	70	68082501-3
				Orangefield Trust (Netherlands) B.V		5	100	100	
						1	100	100	
						2	100	100	55652501-3

%%\$%

d)

						(%)	(%)
					5,105	7.84	7.84
					4,200	1.00	1.00
					500	19.50	19.50

	6702	1596	5106	4	0.98		67078086-X
	1982	69	1913	85	-102.30		68950458-2
	493.49	25.28	468.21	0	-31.79		55492893-5

e)

f)

1

(2)

3

4

(5)

6

7

8

g)

a)

b)

c)

1

10%

	2010 1-6	2009
	40,525.39	37,687.32
	69,116.67	38,215.20.

2010 06 30

10 CP01 1081224 2  
 365 3.72%

1

1

	2010-6-30				2009-12-31			
		(%)		(%)		(%)		(%)
	829,473,287.74	90.56	49,739,796.82		444,284,945.52	85.76	24,634,639.80	
	2,166,579.15	0.24	2,166,579.15		2,158,870.99	0.42	2,158,870.99	
	84,292,566.93	9.20	9,073,112.84		71,594,923.07	13.82	6,594,897.94	
	915,932,433.82	100.00	60,979,488.81	--	518,038,739.58	100.00	33,388,408.73	--

2

--	--	--	--	--



				(%)
		80,052,141.48	0-2	9.35%
		78,171,291.00	1	9.13%
		40,217,367.19	1	4.70%
		39,454,031.20	1	4.61%
		28,604,890.10	0-2	3.34%
	--	266,499,720.97	--	31.13%

7

2

1

	2010-6-30				2009-12-31			
		(%)		(%)		(%)		(%)
	78,428,711.86	61.37	11,340,939.60		50,928,734.92	43.99	7,468,808.65	
	1,153,120.53	0.90	1,153,120.53		1,217,514.63	1.05	1,217,514.63	
	48,209,827.28	37.73	5,000,982.39		63,639,639.88	54.96	7,187,823.50	
	127,791,659.67	100.00	17,495,042.52	--	115,785,889.43	--	15,874,146.78	--

2

	8,141,694.26	464,490.68	5%-15%	
	6,903,942.18	672,309.42	5%-35%	
	4,218,165.16	299,177.35	5%-15%	
	3,824,768.82	360,880.42	5%-15%	
	3,742,483.98	1,871,241.99	50%	





ii.

1

	2010 1-6	2009 1-6
	1,441,056,615.16	688,698,321.11
	2,261,465.15	1,052,583.24
	1,443,318,080.31	689,750,904.35
	1,072,822,560.13	515,100,497.17
	2,102,269.84	965,779.27
	1,074,924,829.97	516,066,276.44

2

	2010 1-6		2009 1-6	
	1,441,056,615.16	1,072,822,560.13	688,698,321.11	515,100,497.17
	1,441,056,615.16	1,072,822,560.13	688,698,321.11	515,100,497.17

3

	2010 1-6		2009 1-6	
	677,319,517.89	498,677,187.13	288,731,317.42	203,691,951.68

	227,018,211.31	179,026,402.89	138,336,949.77	102,387,068.03
	348,817,499.39	260,487,207.40	117,847,319.14	88,989,782.75
	347,546,123.77	256,053,367.70	139,330,193.57	107,119,394.78
	118,328,427.36	90,536,928.56	46,532,823.24	39,650,935.91
	216,142,064.87	148,373,296.42	77,370,240.85	59,923,781.26
	1,441,056,615.16	1,072,822		

2

2010 1-6      2009 1-6

39

	515,570,038.38	486,986,161.49
	361,766,075.23	518,314,599.22
	153,803,963.15	-31,328,437.73

	2010 1-6	2009 1-6
	296,714.82	0.00
	0.00	0.00
	8,559,219.73	, ž&( &ž- \$\$\$" \$\$\$

	0.00	0.00
	0.00	0.00
	0.00	0.00
	0.00	0.00
	0.00	0.00
	0.00	0.00
	0.00	0.00
	0.00	0.00

0.00                      0.00      0.00                      0.00

	0.00	0.00
	0.00	0.00
	0.00	0.00
	0.00	0.00
	-6,290,585.76	%('ž-,)" +(
	0.00	0.00
	-451,596.73	! %ž&) +ž++&" \$-
	-390,757.42	-())" (,
	1,722,994.64	7,128,658.17

	(% )			( )	
	9.79	0.4892	0.4892	0.3262	0.3262
	9.67	0.4829	0.4829	0.3220	0.3220

1	96.27%	
2	102.70%	
3	75.46%	
4	56.11%	
5	82.17%	
6	123.31%	
7	58.02%	

8



2010

f1

±

<http://www.cninfo.com.cn>